Autonics

# Ø 22/25 mm
# I/O Push Button Switches

## S2TR Series
CATALOG

**For your safety, read and follow the considerations written in the instruction manual, other manuals and Autonics website.**
The specifications, dimensions, etc. are subject to change without notice for product improvement. Some Models may be discontinued without notice.

## Features

- Smooth operation
- High electrical conductivity
- Long-lasting durability

## Specifications

| Series | S2TR Series |
|---|---|
| Actuation distance | 5.0 to 5.5 mm |
| Actuation force | 0.5 kgf (4.9 N) (per 1 contact) |
| Installation | Extended |
| Shock | 300 m/s$^2$ (≈ 30 G) in each X, Y, Z direction for 3 times |
| Shock (malfunction) | 100 m/s$^2$ (≈ 10 G) in each X, Y, Z direction for 3 times |
| Vibration | 1.5 mm amplitude at frequency of 10 to 55 Hz (for 1 min) in each X, Y, Z direction for 2 hours |
| Vibration (malfunction) | 1.5 mm amplitude at frequency of 10 to 55Hz (for 1 min) in each X, Y, Z direction for 10 minutes |
| Mechanical life cycle (control unit life cycle) | ≥ 1 million operations (20 operations/min) |
| Ambient temperature | -15 to 55 °C, storage : -25 to 65 °C (no freezing or condensation) |
| Ambient humidity | 35 to 85 %RH, storage : 35 to 85 %RH (no freezing or condensation) |
| Protection structure | Control unit: IP50 (IEC standard) |
| Approval | CE KC c UL us EAC CCC PSE |
| Control unit weight | ≈ 14.5 g |
| Housing weight | ≈ 7 g |

| Contact blocks | |
|---|---|
| Power supply / current | 110 VAC∼ / 10 A, 250 VAC∼ / 6 A |
| Dielectric strength | 2,500 VAC∼ 50/60 Hz for 1 minute |
| Insulation resistance | ≥ 1,000 MΩ (500 VDC⎓ megger) |
| Contact resistance | ≤ 20 mΩ (initial) |
| Electrical life cycle | ≥ 100,000 operations (20 operations/min) |
| Contact material | AgNi10 |
| Approval | CE KC c UL us EAC PSE |
| Weight | Modular type: ≈ 10 g, Singular type: ≈ 11 g |
| **LED blocks** | |
| Rated voltage | AC/DC voltage type: 12-24 VAC∼ 50/60 Hz, 12-24 VDC⎓<br>AC voltage type: 110-220 VAC∼ 50/60 Hz |
| Current consumption | ≤ 20 mA |
| Approval | CE c UL us EAC |
| Weight | AC/DC voltage type: ≈ 11 g, AC voltage type: ≈ 12 g |

## Sold Separately

- Contact blocks (SA□-C□□)
- LED blocks (SA□-L□□□)
- Switch enclosures (SA-□B□)
- Locking handle (SA□-LH)
- Switch washer (SA-SW□)

CE KC c UL us EAC CCC GB/T14048.5 PSE

## Ordering Information

This is only for reference. For selecting the specified Model, follow the Autonics website.
Model is based on control unit+block combination. Control units or blocks are sold separately. In case of block, refer to control switch accessories.

### ■ Non-illuminated

| S2TR | - | P | 1 | W | ❶ | ❷ |
|---|---|---|---|---|---|---|
| Control unit | | | | | Block | |

**❶ Contact block**
2A: 2 A contacts
2B: 2 B contacts
AB: 1 A contact, 1 B contact

**❷ Block**
No mark: Singular type
M: Modular type

| Model | Contact block | | LED block | |
|---|---|---|---|---|
| | A contact | B contact | AC/DC voltage | AC voltage |
| S2TR-P1W2A(M) | 2 | - | - | - |
| S2TR-P1W2B(M) | - | 2 | | |
| S2TR-P1WAB(M) | 1 | 1 | | |

### ■ Illuminated

| S2TR | - | P | 3 | W | ❶ | ❷ | ❸ |
|---|---|---|---|---|---|---|---|
| Control unit | | | | | Block | | |

**❶ Contact block**
2A: 2 A contacts
2B: 2 B contacts
AB: 1 A contact, 1 B contact

**❸ Block**
No mark: Singular type
M: Modular type

**❷ LED block**
D: 1 AC/DC voltage type
L: 1 AC voltage type

| Model | Contact block | | LED block | |
|---|---|---|---|---|
| | A contact | B contact | AC/DC voltage | AC voltage |
| S2TR-P3W2AD(M) | 2 | - | 1 | - |
| S2TR-P3W2AL(M) | 2 | - | - | 1 |
| S2TR-P3W2BD(M) | - | 2 | 1 | - |
| S2TR-P3W2BL(M) | - | 2 | - | 1 |
| S2TR-P3WABD(M) | 1 | 1 | 1 | - |
| S2TR-P3WABL(M) | 1 | 1 | - | 1 |

## Dimensions

- Unit: mm, For the detailed drawings, follow the Autonics website.
- Panel thickness: ≤ 6 mm

### ■ S2TR-□ (singular type block)

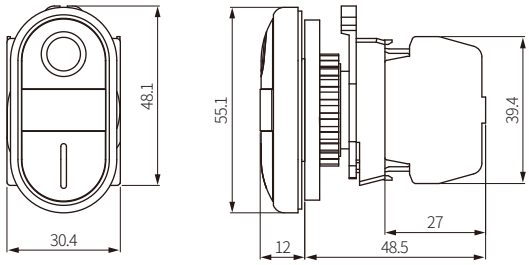


### ■ S2TR-□M (modular type block)

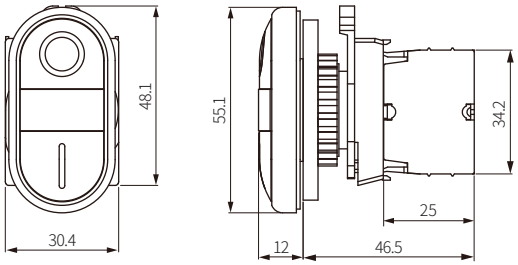


### ■ Panel cut-out

<Mounting round: Ø 25>

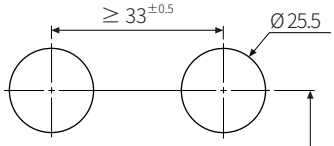

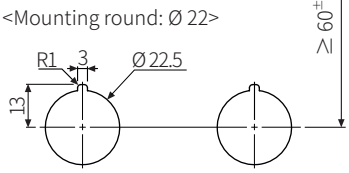
<Mounting round: Ø 22>